

The College Admission Landscape at University Prep

Our Pumas Always Include, Invent, and Inspire

What we like most about our jobs in the College Counseling Office is that life is lived in our office. Our work days are filled with the highs, and occasionally the lows, of teenagers navigating high school, reflecting on their experiences, and planning for the future. As students share their lives with us, usually with a little laughter and sometimes through a few tears, we are lucky to get a preview of the remarkable future our students will help generate! If anyone doubts that our nation will soon be filled with creative, diligent, and altruistic leaders, come spend some time at University Prep, where you will find students who include, invent, and inspire.

Include

Educated within a UPrep milieu that fosters inclusivity while celebrating diversity, the Class of 2018 participated in school-wide clubs and activities, (such as Multicultural Student Alliance, the Gay Straight Alliance, and Community Conversations), that support, unite, and give voice to those who can be overlooked. As they volunteered at over 150 different non-profit organizations through community service and on their own, our students showed their dedication to serving the greater good and ensuring the inclusion of all.

Invent

From creating an app that helps students with dyslexia to one that connects students with volunteer opportunities, the Class of 2018 was an entrepreneurial group. Coming of age as digital natives, these students became digital pioneers. They have also been innovative architects of their own educational experiences. Starting in 2016, University Prep approved the first student-led class, and since then more have followed, always closely monitored and advised by a faculty member. This past year, two students created a class on feminism. They talked with parents during back-to-school night as teachers of the class; developed a website for the course; and generated lesson plans, just as their teachers do. In ways big and small, the Class of 2018 demonstrated its passion for invention.

Inspire

Passionate about social justice, the Class of 2018 was instrumental in helping create our annual Social Justice Day and providing input for the infusion of social justice issues into

our curriculum. Several members of the class are taking gap years before starting college to spend time helping others. One member is participating in Global Citizen Year, a pre-college Peace Corps-like experience, and another is serving as the national leader for a Jewish youth organization. For those headed directly to college, 75 percent listed participating in community service as one of their top priorities. Three of our graduating Pumas will enter music conservatories and several more are playing Division I and Division III sports! Academic, artistic, athletic, and altruistic, University Prep students are both inspired and inspiring—and they will carry that energy forward as they go on to the next step of their lives at 48 different colleges in 25 different states.

What can get lost in a report such as this, with all of its numbers, graphs, and charts, are both the human stories behind each data point and the growth that transpires during high school. As a society, we often believe that statistics and rankings can serve as a proxy for excellence; and yes, this thought process has some merit, but what it often fails to acknowledge are the unique personal factors and experiences that go into every individual student's college decision and trajectory. A transformative experience, both here at UPrep and within a collegiate environment, is specific to each student and therefore nearly impossible to quantify with a one-size-fits-all group of metrics.

Clearly, our Pumas are not automatons going through their school days on autopilot; on the contrary, they are active learners who generate their own path and even the curriculum for groundbreaking UPrep courses. Whether it is on the spectacular and sometimes rainy University of Washington campus or the stunning and sometimes windswept campus of St. Andrews University in Scotland, the Class of 2018 will bring the bright energy needed to include, invent, and inspire.

Kelly Herrington
Director of College Counseling

CLASS OF 2018 FAST FACTS



Two hundred college admissions representatives visited University Prep last fall. They traveled to our campus from 42 different states, 6 foreign countries, and 3 Canadian provinces.



Eighty-one percent of the Class of 2018 will leave Washington State for college. Of the students attending college in the U.S.: 24% will be in California and 45% will be east of the Mississippi.



Fifty-eight percent of the senior class is matriculating at a college that he or she applied to under an early application program.



The Class of 2018 completed 635 applications to 175 different colleges. They will enroll at 48 different colleges and universities in 25 different states and 1 foreign country.



Four students will participate in a gap year before heading to college in the fall. Each has created an individual year to further pursue their passions.

7%

Seven percent of the Class of 2018 is enrolling at a school that is "new" on the University Prep matriculation list.



10 percent of the Class of 2018 was recognized by the National Merit Corporation.



6 students were recruited as scholar athletes.

3

3 students headed to music conservatories.



75 percent of students plan to continue with community service in college.

35%

35 percent of students participated in our Global Link program.



60 percent admit rate for all submitted applications.

CLASS OF 2018 AT A GLANCE

Students.....	72	Mean Grade Point Average.....	3.52
Average SAT English.....	670	National Merit Commended Scholars	5
Average SAT Math.....	660	National Merit Finalist.....	1
Mean SAT Composite.....	1330	National Merit Hispanic Scholar.....	1
Mean ACT English.....	31	Washington State Scholars (65% of the senior class).....	47
Mean ACT Reading.....	30	Total Applications Submitted	635
Mean ACT Math	28	Applications per Student.....	8.8
Mean ACT Science	28		
Mean ACT Composite.....	29		

DIVERSITY OF INSTITUTIONS

The Class of 2018 will attend 48 different colleges and universities in 25 states and one international institution.

SCHOOLS WITH TWO OR MORE MATRICULATIONS IN 2018

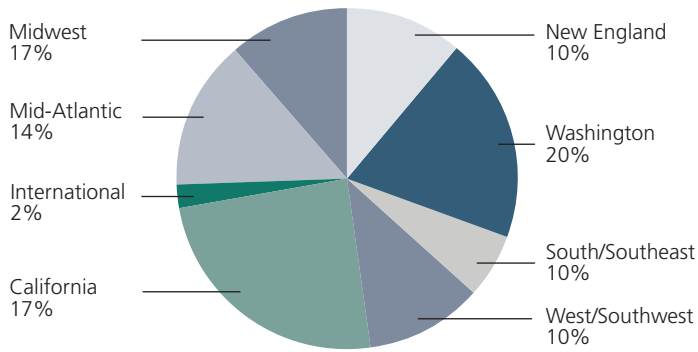
Whitman College (5)	Occidental College (2)
University of Washington (4)	George Washington University (2)
Santa Clara University (3)	University of Miami (2)
Brown University (2)	University of Michigan (2)
Chapman University (2)	University of Oregon (2)
Colorado College (2)	University of Puget Sound (2)
Gonzaga University (2)	University of Southern California (2)
Northwestern University (2)	

SCHOOLS WITH THREE OR MORE MATRICULATIONS IN 2014-2018

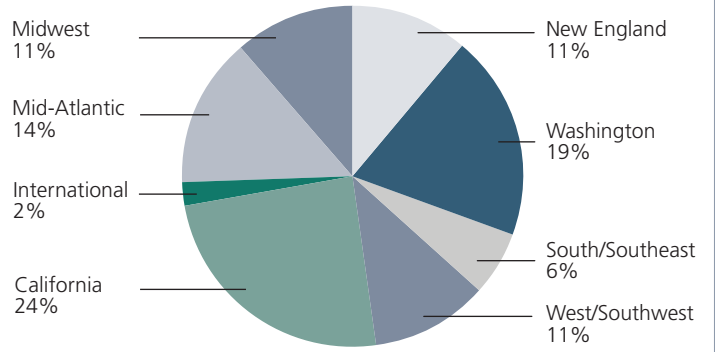
University of Washington (21)	University of Pennsylvania (4)
Whitman College (21)	University of Redlands (4)
University of Southern California (19)	University of St Andrews (4)
Santa Clara University (17)	Washington State University (4)
Chapman University (9)	Barnard College (3)
University of Denver (8)	California Poly, San Luis Obispo (3)
Occidental College (7)	Case Western Reserve University (3)
Washington University in St. Louis (7)	Claremont McKenna College (3)
Colorado College (6)	Elon University (3)
Gonzaga University (6)	Johns Hopkins University (3)
Northeastern University (6)	Loyola Marymount University (3)
Northwestern University (6)	Pitzer College (3)
University of Colorado, Boulder (6)	University of British Columbia (3)
University of Oregon (6)	University of California, Berkeley (3)
Wellesley College (6)	University of Michigan (3)
Brown University (5)	University of San Diego (3)
Columbia University (5)	University of Washington, Bothell (3)
Dartmouth College (5)	Wesleyan University (3)
University of Puget Sound (5)	
Western Washington University (5)	
Carleton College (4)	
George Washington University (4)	
New York University (4)	
Scripps College (4)	

COLLEGE MATRICULATIONS

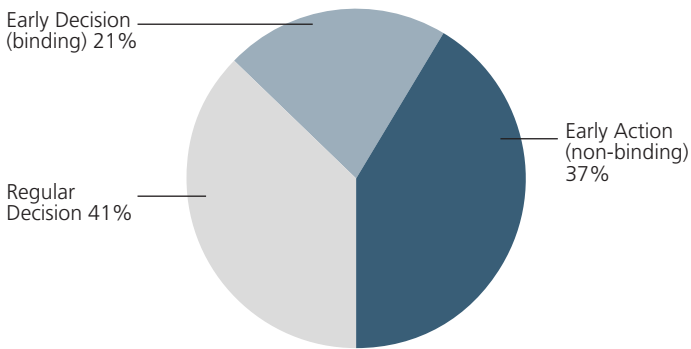
Geographic Enrollment 2018



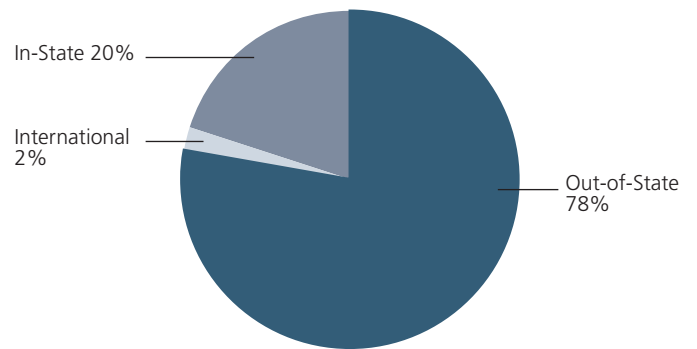
Geographic Enrollment 2014-2018



Matriculation by Application Type 2018



In-State vs. Out-of-State 2018



CLASS OF 2018 MATRICULATION LIST

American University
 Brown University (2)
 Carleton College
 Case Western Reserve University
 Chapman University (2)
 Colgate University
 Colorado College (2)
 Dickinson College
 Duke University
 Elon University
 Franklin & Marshall College
 George Washington University (2)
 Georgetown University
 Gonzaga University (2)
 Indiana University, Bloomington
 Johns Hopkins University

Lawrence University (2)
 Massachusetts Maritime Academy
 Middlebury College
 Morehouse College
 New York University
 Northwestern University (2)
 Occidental College (2)
 Rice University
 Santa Clara University (2)
 Skidmore College
 Springfield College
 Tufts University
 University of Arizona
 University of California, Berkeley
 University of California, Los Angeles
 University of Chicago

University of Colorado, Boulder
 University of Denver
 University of Miami (2)
 University of Michigan (2)
 University of Oregon (2)
 University of Puget Sound (2)
 University of San Diego
 University of Southern California (2)
 University of St. Andrews, Scotland
 University of Virginia
 University of Washington (4)
 University of Wisconsin, Madison
 Washington University in St. Louis
 Wellesley College
 Western Washington University
 Whitman College (5)

MAKING CARING COMMON



University Prep is a member of Making Caring Common (MCC), an organization created by Harvard's Graduate School of Education to help educators, parents, and communities raise children who are caring, responsible to their communities, and committed to justice.

Six requirements of membership in Making Caring Common:

- Build a caring, inclusive community via data.
 - Implement an evidence-based social and emotional learning or character education program.
 - Support high-quality, sustained community service.
 - Regularly assess school culture and pace of life by reviewing student survey data in an ongoing effort to create a schedule and culture that is balanced
- promotes adequate sleep, pursuit of interests outside of school, and overall student well-being.
 - Discourage students from enrolling in a large number of extracurricular activities and/or setting guidelines.
 - Reduce the influence in your school of commercial rankings such as U.S. News & World Report, which have little to do with a college's real value.

OUR MISSION

University Prep is committed to developing each student's potential to become an intellectually courageous, socially responsible citizens of the world.



UNIVERSITY
PREP

DISCOVER TOGETHER

8000 25th Avenue NE
Seattle, WA 98115
206.525.2714

www.universityprep.org

COLLEGE COUNSELING OFFICE

Kelly Herrington, Director of College Counseling

kherrington@universityprep.org

206.832.1226

Britten Nelson, Associate Director of College Counseling

bnelson@universityprep.org

206.832.1111

Wendy Robbins, College Counseling Assistant

wrobbins@universityprep.org

206.832.1127

www.universityprep.org/academics/college-counseling