

UPREP AT A GLANCE

University Prep was founded in 1976 as an independent, coeducational, nonsectarian day school for grades 6–12.

MISSION STATEMENT

University Prep is committed to developing each student's potential to become an intellectually courageous, socially responsible citizen of the world.

ENROLLMENT

- 580 students: Grades 9-12 325 students
Grades 6-8 255 students
- Average of 14 students per Upper School academic class
- Upper School student/faculty ratio: 6:1

FINANCIAL AID

- \$2.9 million in financial aid was awarded for the 2018-2019 school year.
- 16% of students receive significant financial aid.

CURRICULUM

- Our rotating block schedule has six classes, which meet two out of every three days.
- A three-week intensive academic experience follows each semester.
- All classes are college preparatory.
- UPrep's curriculum is demanding, and there are no designated honors or AP classes.
- Students are expected to carry a minimum of five classes each semester.
- UPrep is a member of Global Online Academy, a consortium of the world's leading independent schools whose mission is to translate into online classrooms the intellectually rigorous programs and excellent teaching that are hallmarks of its member schools.

ACCREDITATION

- NWAIS

MEMBER SCHOOL

- NAIS, NACAC, PNACAC

NOTABLE FEATURES

- Global education programs with Botswana, Columbia, India, Japan, Lithuania, Nepal and Samoa
- 35% students of color
- 30% faculty/staff of color
- We currently have 42 Rainier Scholars and 40 Rainier Scholar alumni.
- On average, 75% of seniors are designated as Washington Scholars (graduating in the top 10% of all Washington State students based on test scores and grade point average).
- 15% of seniors are National Merit Finalists, Commended Scholars or National Hispanic Scholars.

SPECIAL NOTE:

COMPUTING GRADE POINT AVERAGE AND CLASS RANK

- All classes are taught at the honors level.
- Grading in academic course work is rigorous.
- University Prep does not weight grades, report GPAs on transcripts or compute class rank.

GRADUATION REQUIREMENTS

Students must complete a minimum of 225 credits during grades 9 through 12, including the following departmental requirements:

- English, four years
- History, three-and-a-half years, including U.S. History and Civics
- Mathematics, three years, including Algebra I, Algebra II, Geometry and Statistics
- Science, three years, including one year each of Physics, Chemistry and Biology
- Language, three years of one language (choice of Chinese, French and Spanish) or two years each of two languages
- Fine Arts (four classes), Physical Education (four semesters), LaunchPad, a self-designed experiential educational project (one class), and electives

ADVANCED PLACEMENT RECORD

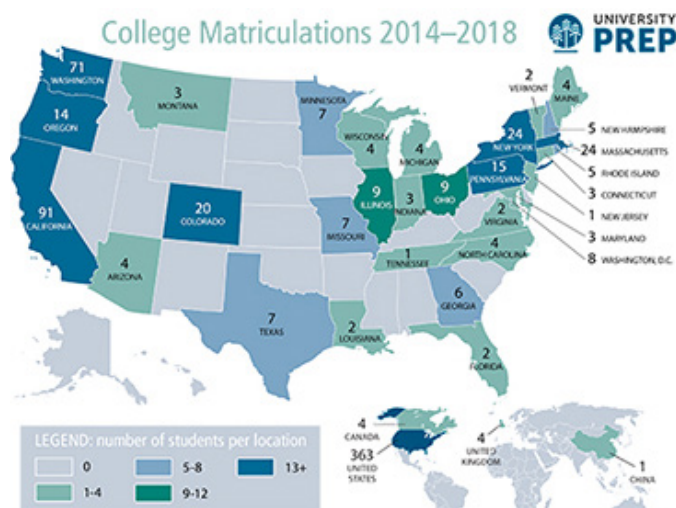
Although University Prep does not offer AP classes, students who choose to study for the examinations on their own perform well. For the class of 2019, 31% chose to take one or more AP exams; 86% of those students scored a 3 or higher.

COLLEGE COUNSELING OFFICE

Kelly Herrington, Director of College Counseling
kherrington@universityprep.org
206.832.1226

Britten Nelson, Associate Director of College Counseling
bnelson@universityprep.org
206.832.1111

Wendy Robbins, College Counseling Assistant
wrobbins@universityprep.org
206.832.1127



CLASS OF 2019 GPA DISTRIBUTION

(71 students, 4.0 unweighted scale, mean GPA = 3.5)

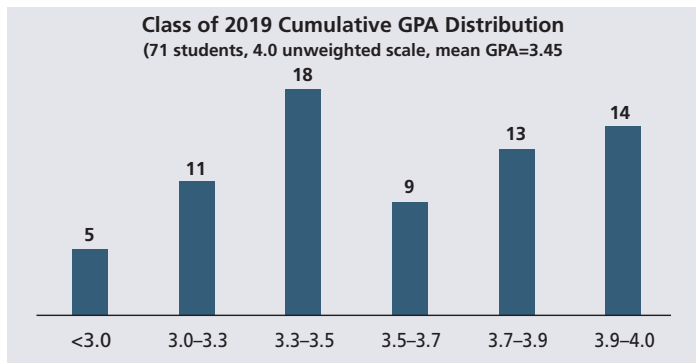
Senior Class Size	71
Mean G.P.A.	3.54
Middle 50% GPAs	3.32–3.88

	Mean	Middle 50%
ACT Composite*	29	26 - 33
English	30	26 - 35
Math	28	26 - 31
Reading	30	25 - 34
Science	28	25 - 32
SAT Composite**	1360	1250-1440
Evidence Based Reading and Writing	680	630-730
Math	670	630-720
SAT Subject Tests***		
Math Level II	700	630-760
English Literature	665	570-730
Physics	665	620-670

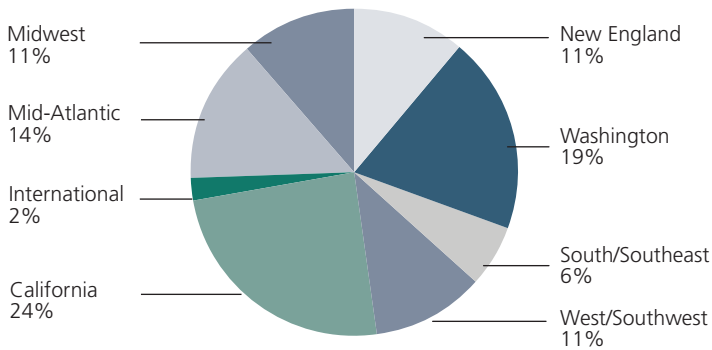
* Based on 59 students who tested during their junior year

** Based on 61 students who tested during their junior year

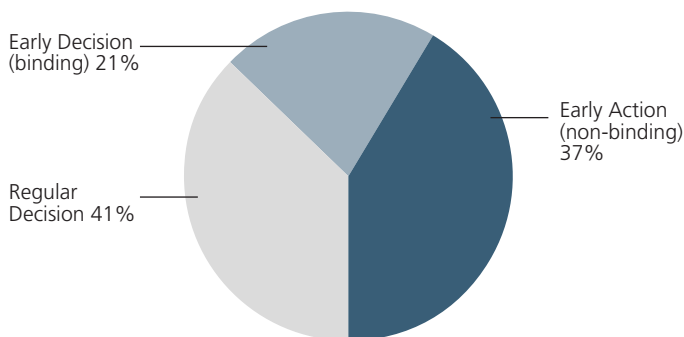
*** Based on the 3 most popular exams (of 10 total subjects and 54 exams taken during spring of the junior year)



Geographic Enrollment 2014-2018



Matriculation by Application Type 2018



COLLEGE PLACEMENT RECORD 2014 - 2018

One hundred percent of the graduates from the classes of 2014-2018 were accepted to four-year colleges. They are attending 130 different colleges and universities in 32 different states and 3 foreign countries. 9% of female graduates attend women's colleges. 81% of UPrep's graduates leave the state for college.

Agnes Scott College (2)	Pratt Institute
Allegheny College (2)	Princeton University
American University (2)	Reed College (2)
Arizona State University (2)	Rensselaer Polytechnic Institute (2)
Art Institute of Seattle	Rice University (2)
Barnard College (3)	Santa Clara University (17)
Bates College	Scripps College (4)
Bellevue College	Seattle Pacific University
Bentley University	Seattle University (2)
Boston College (2)	Skidmore College (2)
Boston University (2)	Smith College
Bowdoin College (2)	Southern Methodist University
Brown University (5)	Southern Oregon University (2)
Butler University (2)	Southwestern University
Cal Maritime	Springfield College
California College of the Arts, San Francisco	St. Olaf College
California Poly, San Luis Obispo (3)	Stanford University (2)
Carleton College (4)	Swarthmore College (2)
Case Western Reserve University (3)	Syracuse University (3)
Chapman University (9)	The New School
Claremont McKenna College (3)	Trinity University
Colby College	Tufts University
Colgate University	Tulane University (2)
College of Wooster (2)	University of Arizona (2)
Colorado College (6)	University of British Columbia (3)
Columbia University (5)	University of California, Berkeley (3)
Cornell University (2)	University of California, Los Angeles
Dartmouth College (5)	University of California, San Diego
Denison University	University of California, Santa Barbara
Dickinson College (2)	University of California, Santa Cruz
Duke University	University of Chicago (2)
Elon University (3)	University of Colorado, Boulder (6)
Emerson College	University of Denver (8)
Emory University	University of Miami (2)
Franklin & Marshall College	University of Michigan (3)
George Washington University (4)	University of Montana, Missoula
Georgetown University (2)	University of Oregon (6)
Georgia Institute of Technology	University of Pennsylvania (4)
Gonzaga University (6)	University of Puget Sound (5)
Harvey Mudd College	University of Redlands (4)
Haverford College (2)	University of Rochester
Hillsdale College	University of San Diego (3)
Indiana University, Bloomington	University of San Francisco
Johns Hopkins University (3)	University of Southern California (19)
Kenyon College	University of St. Andrews (4)
Lake Forest College	University of Texas, Austin (2)
Lawrence University (2)	University of the Pacific
Lehigh University	University of Victoria
Loyola Marymount University (3)	University of Virginia (2)
Macalester College (2)	University of Washington (21)
Marquette University	University of Washington, Bothell (3)
Massachusetts Maritime Academy	University of Wisconsin, Madison
Middlebury College (2)	Vanderbilt University
Montana State University, Bozeman (2)	Villanova University
Morehouse College (2)	Washington State University (4)
New York University (4)	Washington University in St. Louis (7)
Northeastern University (6)	Wellesley College (6)
Northwestern University (6)	Wesleyan University (3)
Oberlin College	Western Washington University (5)
Occidental College (7)	Wheaton College (2)
Ohio State University	Whitman College (21)
Oregon State University	Whitworth University (2)
Pitzer College (3)	Willamette University (3)
Pomona College (2)	